

EXPERTISE YOU CAN TRUST.

AS THE LARGEST MEDICAL NETWORK IN SWITZERLAND, OUR LEADING-EDGE FACILITIES INCLUDE SURGICAL CENTRES, RADIOLOGY, DIAGNOSTICS, EMERGENCY DEPARTMENTS, RADIOTHERAPY INSTITUTES AND INTEGRATED OUTPATIENT SURGERY UNITS. DRIVEN BY OUR CORE VISION OF CLINICAL EXCELLENCE, WE PROVIDE PERSONALISED CARE TO ALL OF OUR PATIENTS.

OUR HOSPITALS AT A GLANCE



WWW.HIRSLANDEN.CH/LOCATIONS

ADVICE AND INFORMATION
HIRSLANDEN HEALTHLINE 0848 333 999

FOLLOW US



WE ARE HERE TO ASSIST YOU AROUND THE CLOCK

24H EMERGENCY DEPARTMENT
T +41 41 784 01 44

ORTHO CHAM ZUG

RIGISTRASSE 1
6330 CHAM

OBERER STEISTEG 18
6430 SCHWYZ

T +41 41 784 02 22
F +41 41 784 02 29

WWW.ORTHO-CHAM-ZUG.CH
WWW.HIRSLANDEN.CH



ORTHO CHAM ZUG

CENTRE OF EXPERTISE FOR THE MUSCULO- SKELETAL SYSTEM

**YOUR MOBILITY, INDEPENDENCE AND QUALITY OF LIFE ARE PARAMOUNT TO US.
BECAUSE MOVEMENT IS LIFE.**



HIRSLANDEN
PART OF THE MEDICLINIC GROUP

WELCOME



Our orthopedic specialists:

(from left to right)

Dr Ronny Pilz

Dr Roman Flückiger

Dr Sebastian Gathmann

Dr Simone Frunz

Dr Pascal Ducommun

Dr Martin Röthlisberger

Theo Solinger, EMBA

Dr Laurent Bohnert

Dear patients, dear parents,

Does pain restrict your mobility? Are these issues having an adverse effect on your independence and quality of life? Does your child suffer from pain or a disease of the spine, arms, legs or pelvis?

When it comes to pain in the musculoskeletal system, a precise diagnosis from an experienced doctor is the basis for receiving the best possible therapy and treatment.

As a highly specialised centre, we diagnose and treat musculoskeletal diseases and injuries - always aiming to restore our patients' mobility, independence and quality of life.

We are a team of specialists who have each been focusing on a specific area of the musculoskeletal system for many years:

- Shoulder and elbow
- Hand
- Hip and knee
- Foot and ankle
- Sport orthopaedics
- Paediatric orthopaedics

ORTHOPAEDICS, TRAUMA SURGERY, TREATMENT OF SPORTS INJURIES

Whether your pain has adversely affected you or your child for a lengthy period – or whether the symptoms have become acute, a precise diagnosis from a specialist is essential for the healing process.

In our practice, we treat both diseases and injuries of the musculoskeletal system:

ORTHOPAEDICS

Wear, overloading or misalignment are the causes of many musculoskeletal problems. With an exact diagnosis, the right treatment can get underway.

- Infiltrations for pain relief
- Training therapy
- Treatment of arthrosis
- Replacement of joints (prostheses)
- Replacement of prostheses
- Revision surgery for operations previously carried out

TRAUMA SURGERY

After an accident, a prompt diagnosis and an immediate start of treatment are key for the healing process.

- Simple and complex fractures
- Tendon, muscle, ligament and soft tissue injuries
- Dislocated joints
- Sports injuries

SPORTS INJURIES

If musculoskeletal problems occur during sport, or if an athlete suffers an injury, treatment by a doctor specialising in the relevant area of expertise can do a great deal to ensure a swift healing process.

- Pain relief
- Training therapy
- Surgical procedures

PAEDIATRIC ORTHOPAEDICS AND A SECOND OPINION



PAEDIATRIC ORTHOPAEDICS

Diseases and the healing proceed differently in children and adolescents, because they are still growing and their skeletons are still maturing. Specialist knowledge and experience are needed for correct, age-appropriate assessments and treatments. Therefore, paediatric orthopaedics is a specialised field of orthopaedics.

A SECOND OPINION

Has your doctor recommended that you undergo surgery? Are you unsure whether it is the right treatment for you? Would you like a second opinion on a planned treatment? Or are you dissatisfied with a procedure that you have already undergone? We offer the option of another professional opinion.

OUR AREAS OF EXPERTISE HIGHLY SPECIALISED

HIGHLY SPECIALISED

Our centre's areas of expertise are the major joints of the musculoskeletal system.

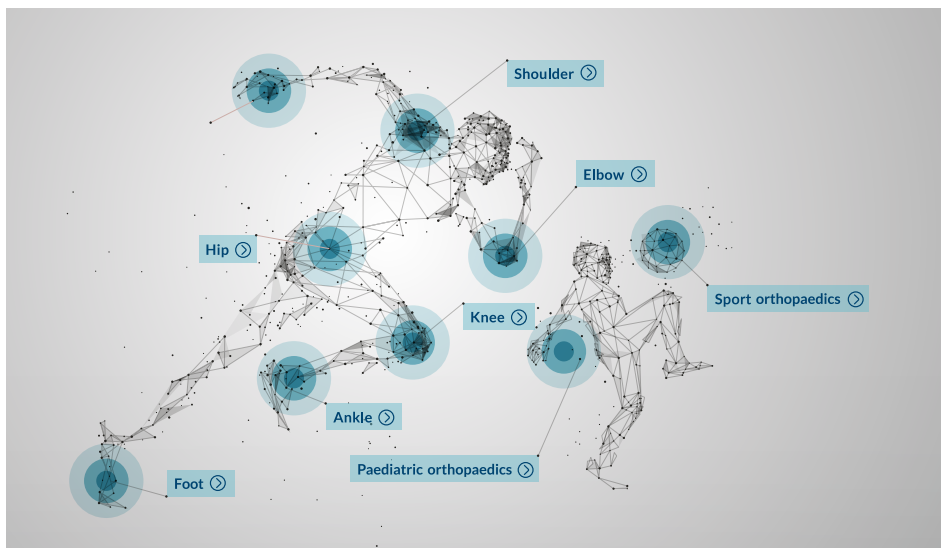
Our specialists are recognised, qualified medical practitioners with long-standing, in-depth experience in their respective areas of expertise:

- Shoulder
- Elbow
- Hand
- Hip
- Knee
- Foot
- Ankle
- Sport orthopaedics
- Paediatric orthopaedics

PERSONAL CONTACT

From first contact to the end of your treatment, you will be looked after by the same specialist.

At your first appointment, we take the time to get to know you and analyse your problems without rushing. After the diagnosis, we work with you to plan the right treatment programme.



RANGE OF TREATMENTS FOR PAIN-FREE MOBILITY

SHOULDER

- Surgery on the joint at the top of the shoulder (AC joint) and for impingement
- Reconstruction of the muscle-tendon cuff (rotator cuff)
- Muscle replacement for irreparable injuries of the rotator cuff
- Stabilisation after dislocation of the shoulder (luxation)
- Shoulder joint replacement (prostheses)
- Fractures and other shoulder injuries

ELBOW

- Tennis and golfer's elbow
- Repair and replacement of elbow ligaments and tendons
- Elbow stiffness
- Replacement of the elbow joint (prostheses)
- Fractures and other elbow injuries

HAND

- Compression of the median nerve in the wrist (carpal tunnel syndrome)
- Connective tissue disorders in the palm of the hand (Dupuytren's disease)
- Ganglion cyst removal
- Trigger finger
- Infections of the hand and wrist
- Osteoarthritis
- Joint replacement in the hand
- Nerve compression syndromes
- Regional pain syndrome (CRPS, formerly known as Sudeck's atrophy)

- Repair of soft tissue and bones after trauma or tumours
- Fractures and other injuries of the forearm, wrist or bones of the hand

HIP

- Treating impingement
- Hip replacements (prostheses)
- Replacement of hip joint prostheses
- Infections involving hip joint prostheses
- Misalignments in the area of the thigh bone
- Fractures of the thigh bone

KNEE

- Keyhole investigation of the knee joint (arthroscopy)
- Cruciate ligament operations
- Meniscus operations
- Operations to stabilise the kneecap
- Joint-preserving operations for arthrosis
- Misalignments of the knee axis (knock knees and bow legs)
- Replacement and partial replacement of the knee joint (prostheses)
- Replacement of knee joint prostheses
- Treating fractures close to the knee joint

RANGE OF TREATMENTS PAEDIATRIC AND ADOLESCENT ORTHOPAEDICS

ANKLE

- Skew foot/flat foot misalignment
- Diseases and injuries of the Achilles tendon
- Replacement of ligaments on the upper ankle joint (ligament surgery)
- Fusion of the upper and lower ankle joint (arthrodesis)
- Replacement of the upper ankle joint (prostheses)
- Replacement of ankle joint prostheses
- Fractures of the ankle and the hindfoot

SPORT ORTHOPAEDICS

- Sports injuries
- Sport-specific problems of the musculoskeletal system
- Professional and amateur athletes
- Professional advice
- Comprehensive, multidisciplinary, care
- Non-invasive therapy
- Surgical therapy
- Cooperation with physiotherapists, occupational therapists or coaches

FOOT

- Pain relief with shoe inserts
- Immobilisation with plaster
- Correction of a deformity of the big toe (hallux valgus – bunion)
- Arthrosis of the main joint of the big toe (hallux rigidus)
- Arthrosis of the metatarsus (mid foot)
- Hammer toes and claw toes
- Chronic pressure damage to nerves (nerve compression syndromes)
- Operations for ganglions and benign fatty tumours (lipoma)
- Fractures or soft tissue injuries of the foot

GENERAL

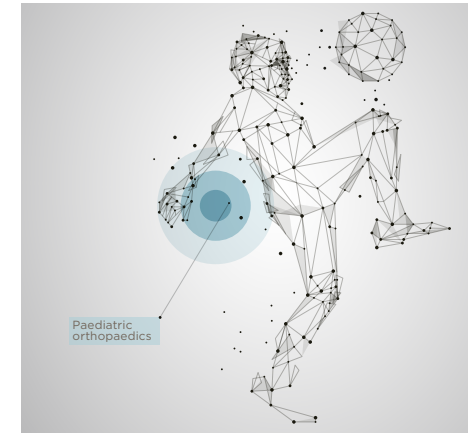
- Correction of misalignments in the legs (malrotation, in-/out-toeing)
- Controlling growth in the legs in association with differences in leg length or knock knees/bow legs
- Stabilisation procedures associated with brittle bone disease, in cooperation with paediatric endocrinologists
- Treatment of benign tumours, e. g. bone cysts
- Treatment for malpositioning and misalignment of the spine

HIP

- Slipped capital femoral epiphysis (epiphysiolysis capitis femoris)
- Painful restricted mobility (femoro-acetabular impingement)
- Hip socket too small (hip dysplasia)

KNEE

- Reconstruction/stabilisation associated with a meniscal injury
- Reconstruction and/or replacement of the cruciate ligament
- Cartilage reconstruction
- Stabilisation of the kneecap, including bone corrections



FOOT

- Correction of misalignments of the foot (e. g. hallux valgus)
- Treatment for flat valgus foot or flatfoot
- Stabilisation procedures associated with instability of the ankle joint

OUR PHILOSOPHY A PRECISE DIAGNOSIS, CUSTOMISED THERAPY

THERAPY BEFORE SURGERY

Surgery is not always a necessary part of treatment. Physiotherapy, exercise therapy or infiltrations can often result in an improvement.

If surgery is unavoidable, there are a number of different surgical techniques available. Many procedures are now possible using arthroscopic surgery, i. e. keyhole surgery.

PARTNER HOSPITAL

Potential surgery is undertaken at our partner hospital, AndreasKlinik Cham Zug, either on an outpatient or inpatient basis, depending on the complexity.

ALL INSURANCE CLASSES

Ortho Cham Zug, as well as the AndreasKlinik Cham Zug, accept patients with all classes of health insurance coverage – round the clock in emergencies.



A CENTER OF EXPERTISE TWO LOCATIONS CHAM AND SCHWYZ

An addition to the established centre in Cham, we opened a second centre of expertise in the heart of Schwyz in May 2023.

Here we can offer our conservative range of initial treatment and follow-up checks.



The modernised practice premises at Oberer Steisteg also have X-ray equipment, an image intensifier for infiltration and a plaster room.

YOUR SPECIALISTS



Dr Laurent Bohnert
Affiliated doctor,
AndreasKlinik Cham Zug

Specialist in orthopaedic surgery and traumatology of the musculoskeletal system, member of the FMH, Sports Physician GOTS

Area of expertise: shoulder and elbow



Dr Simone Frunz
Affiliated doctor,
AndreasKlinik Cham Zug

Specialist in orthopaedic surgery and traumatology of the musculoskeletal system, member of the FMH

Area of expertise: foot and ankle



Dr Martin Röthlisberger
Affiliated doctor,
AndreasKlinik Cham Zug

Specialist in orthopaedic surgery and traumatology of the musculoskeletal system, member of the FMH

Area of expertise: hip and knee



Dr Pascal Ducommun
Affiliated doctor,
AndreasKlinik Cham Zug

Specialist in hand surgery, plastic, reconstructive and aesthetic surgery, member of the FMH, medical appraiser (SIM)

Area of expertise: hand



Dr Sebastian Gathmann
Affiliated doctor,
AndreasKlinik Cham Zug

Specialist in orthopaedic surgery and traumatology of the musculoskeletal system, member of the FMH

Area of expertise: shoulder and elbow



Theo Solinger, EMBA
Affiliated doctor,
AndreasKlinik Cham Zug

Specialist in orthopaedic surgery and traumatology of the musculoskeletal system, member of the FMH

Area of expertise: hip and knee



Dr Roman Flückiger
Affiliated doctor,
AndreasKlinik Cham Zug

Specialist in orthopaedic surgery and traumatology of the musculoskeletal system, member of the FMH

Area of expertise: foot and ankle



Dr Ronny Pilz
Affiliated doctor,
AndreasKlinik Cham Zug

Specialist in orthopaedic surgery and traumatology of the musculoskeletal system, member of the FMH

Special field: children and adolescents
Area of expertise: paediatric orthopaedics and traumatology



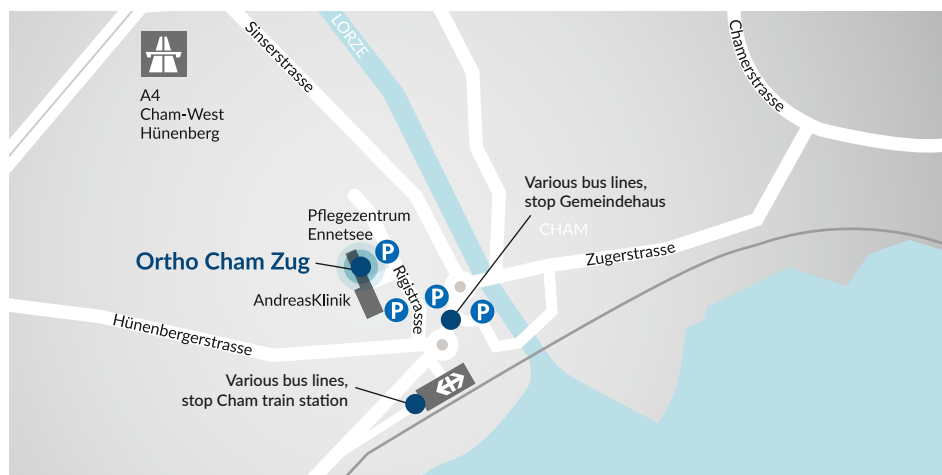
Dr Fabian Dinkel
Affiliated doctor,
AndreasKlinik Cham Zug

Specialist in orthopaedic surgery and traumatology of the musculoskeletal system, member of the FMH

Surgical assistant and runs consultations for surgical follow-up checks and treatment

HOW TO REACH US

CHAM



CONTACT

Ortho Cham Zug

Rigistrasse 1

6330 Cham

T +41 41 784 02 22

F +41 41 784 02 29

ortho-cham-zug@hin.ch

www.ortho-cham-zug.ch

HOW TO FIND US

Our **practice** is located in the building of Hirslanden AndreasKlinik. Follow the signs on the grounds.

If you have a radiology appointment before your initial consultation with us, follow the signs to the **Institute for Radiology**. The separate entrance is located to the left of the main entrance to AndreasKlinik (in front of the stairs).

Parking

There are sufficient parking spaces on the grounds of AndreasKlinik Cham Zug and in the Rigiplatz and Büel multi-storey car parks.

Bus and train

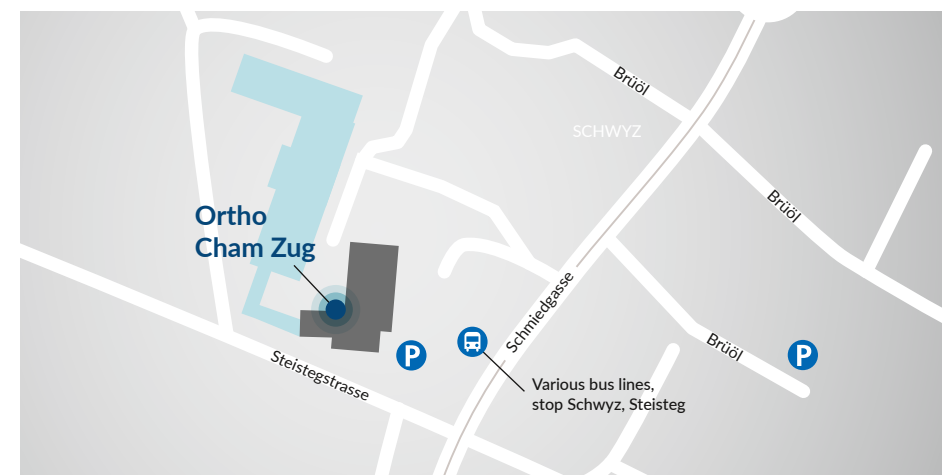
If you come by bus, get off at the stops Gemeindehaus or Cham train station.

It takes around seven minutes to walk to the practice from the bus stop or train station.

Google Maps and
route planner



SCHWYZ



CONTACT

Ortho Cham Zug

Oberer Steisteg 18

6430 Schwyz

T +41 41 784 02 22

F +41 41 784 02 29

ortho-cham-zug@hin.ch

www.ortho-cham-zug.ch

HOW TO FIND US

Our practice is located in the building with the bank - next to the post office and parking spaces. Follow the signs in the grounds.

Google Maps and
route planner



Parking

Plenty of parking spaces are available in the Steisteg underground car park in the area in front of the centre of expertise.

There is also ground level parking available for 15 minutes at practice level.

Bus and train

If you are travelling by bus, you can alight either the Steisteg bus stop (in front of the building), the Schwyz Zentrum or the Lücken stop (latter two are about a five-minute walk away).

Travellers arriving by train are also recommended to take the bus (501, 503, 508) from Schwyz station.